

Smart Patient and Staff/Duty Stations

HC-PSTN1, HC-PSTN2, HC-CCPSTN
and HC-DUTY

Smart Patient and Staff/Duty Stations are a primary point of two-way communications between patients and staff. Equipped with three call buttons and a cancel button, they offer users an easy-to-operate means of placing calls on the patient-staff communications system.

With a built-in speaker and microphone, these devices also provide patients with the means of having a full-duplex channel of audio communications with attending staff, and vice versa. On-board LEDs provide operational feedback as well as status indication.

Smart Patient Stations (HC-PSTN1 & HC-PSTN2) provide separate 18-pin receptacles for the connection of pillow speakers. Each Smart Patient Station also comes equipped with two 0.64 mm (0.25 in) receptacles that can be programmed to accept either an input from auxiliary equipment, or a bed call cord.

Single Smart Patient Stations (HC-PSTN1) provide one set of connections. Dual Smart Patient Stations (HC-PSTN2) provide two sets of connections. Smart Staff/Duty Stations (HC-DUTY) have no bed connections or call cord jacks.

Call Cord Patient Stations (HC-CCPSTN) come equipped with two 0.64 mm (0.25 inch) receptacles that can be programmed to accept either an input from auxiliary equipment or a bed call cord(s). Can be configured to support one or two patient beds.

All stations provide a NiteLite on-board lighting feature for easy visibility under low ambient light conditions. They feature a snap-together design with no mounting screws visible after installation. Their clean, modern look complements any decor.

Smart Patient and Staff/Duty Stations are installed in unobstructed areas next to patient beds. Single Smart Patient Stations serve the needs of one patient. Dual Smart Patient Stations are installed between two beds and have two sets of connectors, one for each bed. Smart Staff/Duty Stations are installed in break rooms and other areas where staff may be reached. They do not have bed connections.



Calls placed on Smart Patient and Staff/Duty Stations register and annunciate at ColorTouch VoIP Staff Consoles and ColorTouch VoIP Annunciators. Connected Infinity LED dome/zone lights will also operate appropriately depending on the nature and urgency of the call. These stations also provide full-duplex audio communications that allow users to speak with Staff Consoles and Annunciators.

Features

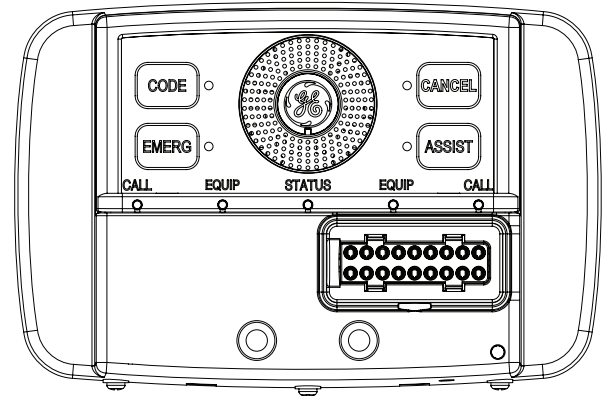
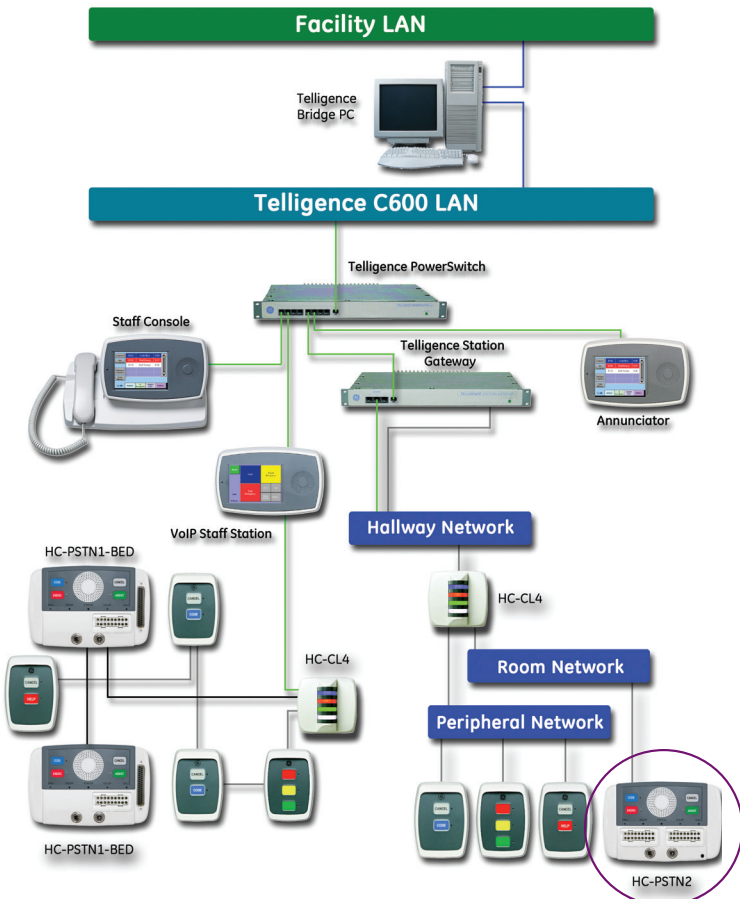
- **Integrated call cord and pillow speaker connections**
One device, many functions
- **NiteLite on-board lighting**
Easy visibility under low ambient light conditions
- **Dual patient models available**
Economical in semi-private room settings
- **On-board speaker and microphone**
Full duplex operation for intercom use
- **Configurable buttons and button labels**
Buttons can be individually defined and configured in the field
- **Cleaning mode**
Helps to reduce calls when cleaning stations
- **Audible, visible and tactile pushbutton feedback**
Each press of a button sounds a tone, produces a response the user can feel, and lights the associated LED
- **Mounts to a standard 3-gang ring on a non-masonry box**
Simple to install, clean finished appearance with no visible screws
- **RJ-45 connectivity**
Standard plug-in terminations make wiring simple
- **No DIP switches to set**
Network addressable for easy setup and installation
- **Each bed call answered individually**
Person-to-person communication helps to ensure privacy



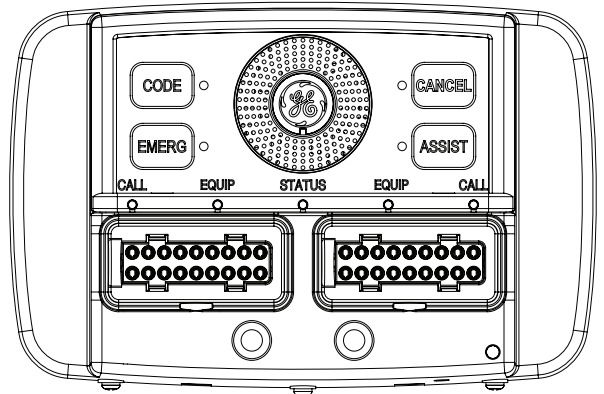
Technical specifications

Installation

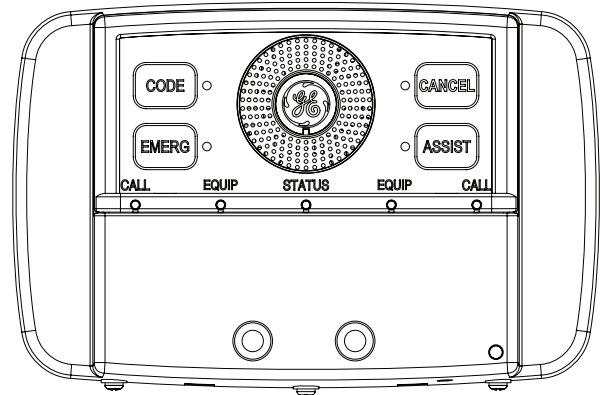
Smart Patient and Staff/Duty Stations connect to the Telligence LAN/WAN through the Telligence Station Gateway, which provides all necessary power to the device. Stations are connected to the gateway via their associated dome light. Snap-in RJ-45 connections terminate at the station and the dome light. Stations are network addressable and there are no DIP switches or jumpers to set. They mount to standard 3-gang backboxes.




Single Smart Patient Stations (HC-PSTN1) provide one set of connections.



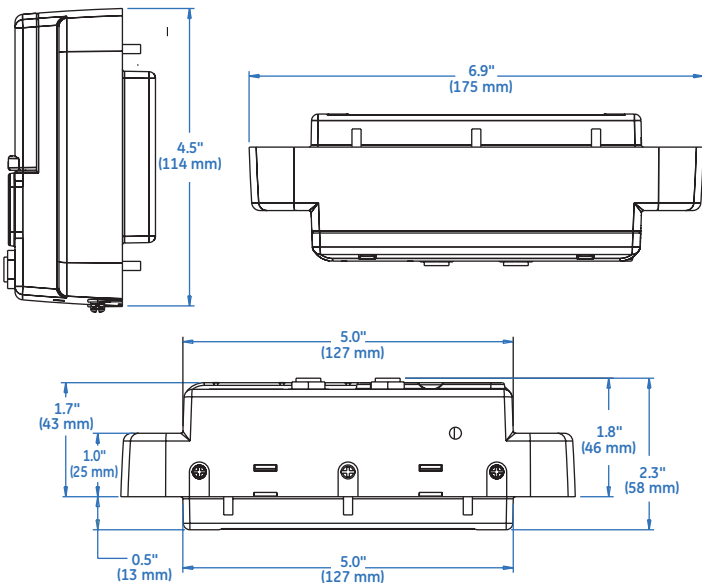
Dual Smart Patient Stations (HC-PSTN2) provide two sets of connections.



Call Cord Smart Patient Stations (HC-CCPSTN) provide two 0.64 mm (0.25 in) connectors.



Smart Staff/Duty Stations (HC-DUTY) have no bed connections or call cord jacks.



Performance specifications

Provide Smart Patient and Staff/Duty Stations at the locations specified. The Smart Patient and Staff/Duty Stations install on a 3-gang plaster ring and use a snap-together design with no visible mounting screws after the unit has been installed. All terminations on the Smart Patient and Staff/Duty Stations are on RJ-45 connectors. All addressing of the Smart Patient and Staff/Duty Stations is automatic using an intelligent addressing scheme and does not require any manual addressing using DIP switches at the station location. The Smart Patient and Staff/Duty Stations have a Nitelite feature for visibility in dark rooms. The Smart Patient and Staff/Duty Station buttons are software-configurable and have field-replaceable button labels using a label insert behind the clear button membrane.

Each Smart Patient and Staff/Duty Station is molded from Cycoloy®. A central Telligence Station Gateway supplies all power for the Smart Patient and Staff/Duty Stations.

Three of the buttons on the Patient or Staff/Duty Station may be configured in the field for different functions depending on the need. Customizable labels simply slide behind the switch membrane. Switch functions are set on the Telligence network with software programming tools.

Users operate the station by pressing one of the buttons on the front of the unit. Calls may also be placed by operating a connected call cord or pillow speaker.

Typical station functions include:

CODE: This button initiates a code blue call that activates the corridor light and is displayed on the Staff Console or Annunciator. The system can be configured to automatically page a predetermined staff when this button is pressed

EMERG: When this button is pressed a staff emergency call goes out to the staff console or annunciator and activates the corridor light accordingly.

ASSIST: This button initiates a normal priority call that is displayed on the staff console or annunciator and the corridor light is activated accordingly.

CANCEL: This button clears all active calls registered at the station.

LEDs adjacent to each button on the Patient or Staff/Duty Station indicate the type of call that is placed. Additional LEDs indicate the status of auxiliary hardware and, for dual patient stations, provide visual cues concerning which bed the call originated from. All stations feature Nitelite technology for easy visibility under low ambient light conditions.

Smart Patient and Staff/Duty Stations feature an ingenious cleaning mode that helps to prevent false calls on the system. When the station is idle, pressing the CANCEL button for between two and four seconds temporarily disables the front panel buttons. This allows maintenance personnel to clean the unit without fear of accidentally placing a call.

Power specifications

Electrical rating	
Single Smart Patient Station	40 VDC, 1.9 W
Smart Staff/Duty Station	40 VDC, 1.9 W
Dual Smart Patient Station	40 VDC, 2.2 W
Power source	Telligence Station Gateway

Physical specifications

Dimensions (HxWxD)	11.4 x 17.5 x 5.8 cm (4.5 x 6.9 x 2.3 in)
Mounting	Wall mounting, 3 gang ring on a non-masonry box.
Construction	Cycoloy
Flammability rating	94 V-0
Terminations	RJ-45, plus lever-type connectors for TV/Lighting control options
Indicators	LEDs for CODE, EMERG, CANCEL, ASSIST
IP address requirements	None
Audio input	Microphone
Audio output	Speaker for full-duplex intercom
Controls	Buttons for CODE, EMERG, CANCEL, and ASSIST

Certifications

UL, CSA (22.2 No. 205-M1983)

Ordering information

Smart Patient and Staff Duty Stations		
Model #	Description	Shipping weight
HC-PSTN1	Single Smart Patient Station	0.41 kg (0.90 lb)
HC-PSTN2	Dual Smart Patient Station	0.41 kg (0.90 lb)
HC-CCPSTN	Call Cord Smart Patient Station	0.41 kg (0.90 lb)
HC-DUTY	Smart Staff/Duty Station	0.41 kg (0.90 lb)
HC-AP-W-4G/3G	Adaptor plate, white 4-gang to 3-gang	0.23 kg (0.50 lb)
HC-AP-W-6G/3G	Adaptor plate, white 6-gang to 3-gang	0.23 kg (0.50 lb)

GE Healthcare
8200 West Tower Avenue
Milwaukee, WI 53223
USA

www.gehealthcare.com



imagination at work

© 2011 General Electric Company – All rights reserved.
General Electric Company reserves the right to make changes in specifications and features shown herein, or discontinue the product described at any time without notice or obligation. Contact your GE Representative for the most current information.

Not to be used for installation purposes.

Cycloxy is a registered trademark of Borg-Warner Corporation.

GE and GE Monogram are trademarks of General Electric Company.

GE Medical Systems Information Technologies, Inc., a General Electric company, doing business as GE Healthcare.